

NOTE:

This layout has been optimized for viewing as a PDF. If you want to duplex (double-sided) print the book, please delete this first page before printing. Also, the book should be printed on A4 size (or US 8.5x11) paper.

注記:

こちらのレイアウトは閲覧のためPDFに変換してあります。
両面印刷したい場合には印刷前にこのページを削除してください。
なお、この本はA4 (US 8.5x11) サイズの印刷用となっております。

Hello English

PICTURE
DICTIONARY

Elementary School grades 1-4
小学校 1年生, 2年生, 3年生, 4年生
NAGASAKI CITY BOARD OF EDUCATION

FULL-COLOR EDITION!




TABLE OF CONTENTS

GRADE 1 1年生

- 2** LESSON 1: Greetings
- 3** LESSON 2: Feelings
- 4** LESSON 3: Numbers
- 5** LESSON 4: Weather
- 6** LESSON 5: Colors
- 7** LESSON 6: Animals
- 8** LESSON 7: Sports
- 10** LESSON 8: Food
- 11** ACTIVITY: Feelings
- 12** ACTIVITY: Food

GRADE 2 2年生

- 14** LESSON 1: Animals
- 15** LESSON 2: Food
- 16** LESSON 3: Sports
- 17** LESSON 4: Shapes
- 18** LESSON 5: Body Parts
- 19** LESSON 6: Numbers
- 20** ACTIVITY: Shapes
- 21** ACTIVITY: Numbers

GRADE 3 3年生


- 23** LESSON 1: Feelings
- 24** LESSON 2: Food
- 26** LESSON 3: Animals
- 27** LESSON 4: Actions
- 28** LESSON 5: Months
- 29** LESSON 6: Body Parts
- 30** LESSON 7: Family
- 31** ACTIVITY: Animals
- 32** ACTIVITY: Body Parts

GRADE 4 4年生

- 34** LESSON 1: Seasons & Months
- 35** LESSON 2: Actions
- 36** LESSON 3: Family
- 37** LESSON 4: Buildings
- 38** LESSON 5: Opposites
- 40** LESSON 6: Stationery
- 41** ACTIVITY: Sports
- 42** ACTIVITY: Family

APPENDIX 付録

- 43** Activity solutions, Credits
- 44** Phonics / Alphabet






GRADE



1

Greetings

There are many ways to greet people and make new friends! Here are some words to remember...



Feelings

grade 1



Hungry



Happy



Angry



Sleepy



Tired



Sad




Fine

NUMBERS

grade 1

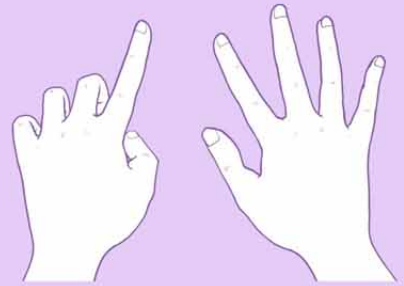
1

one




6

Six



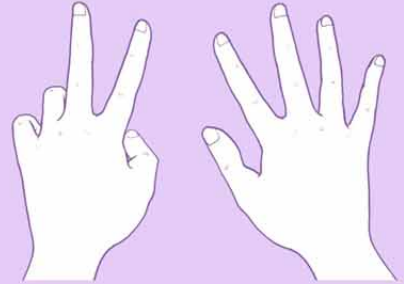
2

two



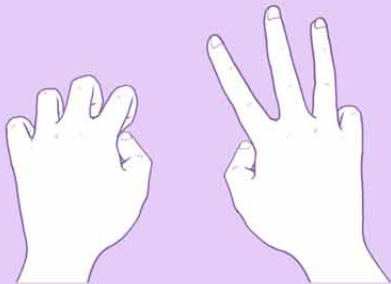
7

seven



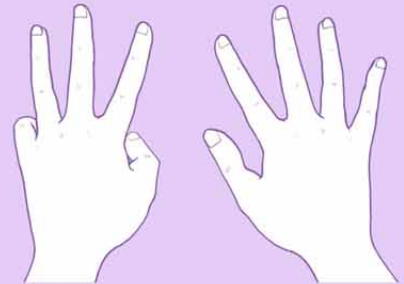
3

three



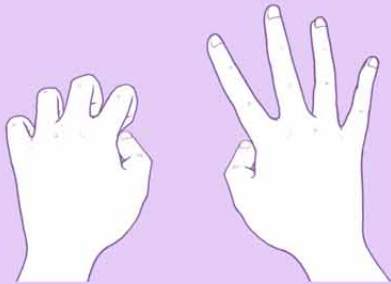
8

eight



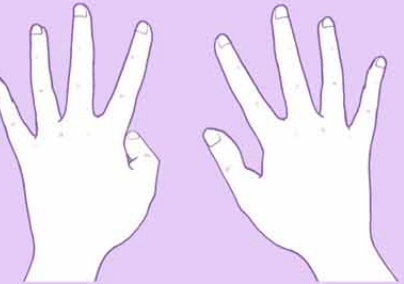
4

four



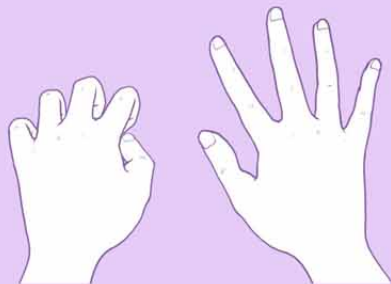
9

nine



5

five




10

ten



WEATHER

GRADE 1



sunny



windy



cloudy



rainy




snowy



stormy


COLORS



Animals

Grade 1

monkeys




rabbits



lions

cows



pandas



pigs




cats



dogs



snakes





BASKETBALL

grade 1

SPORTS



TENNIS



SOCCER



BASEBALL





BADMINTON



VOLLEYBALL



SWIMMING



TABLE TENNIS




RUNNING

Food


grade 1



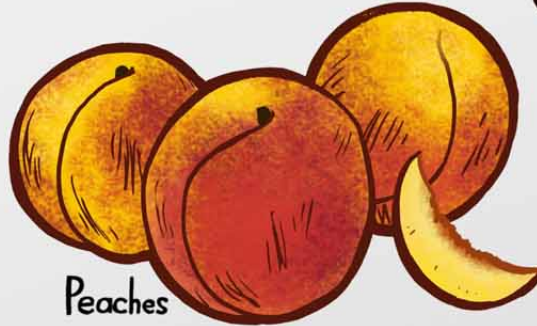
Bananas




Apples




Grapes




Peaches



Carrots




Oranges




Lemons



Onions




Potatoes



Tomatoes

Feelings

How are you? Draw your mood!



Feel...



Happy



Sad



Fine



Angry



Sleepy



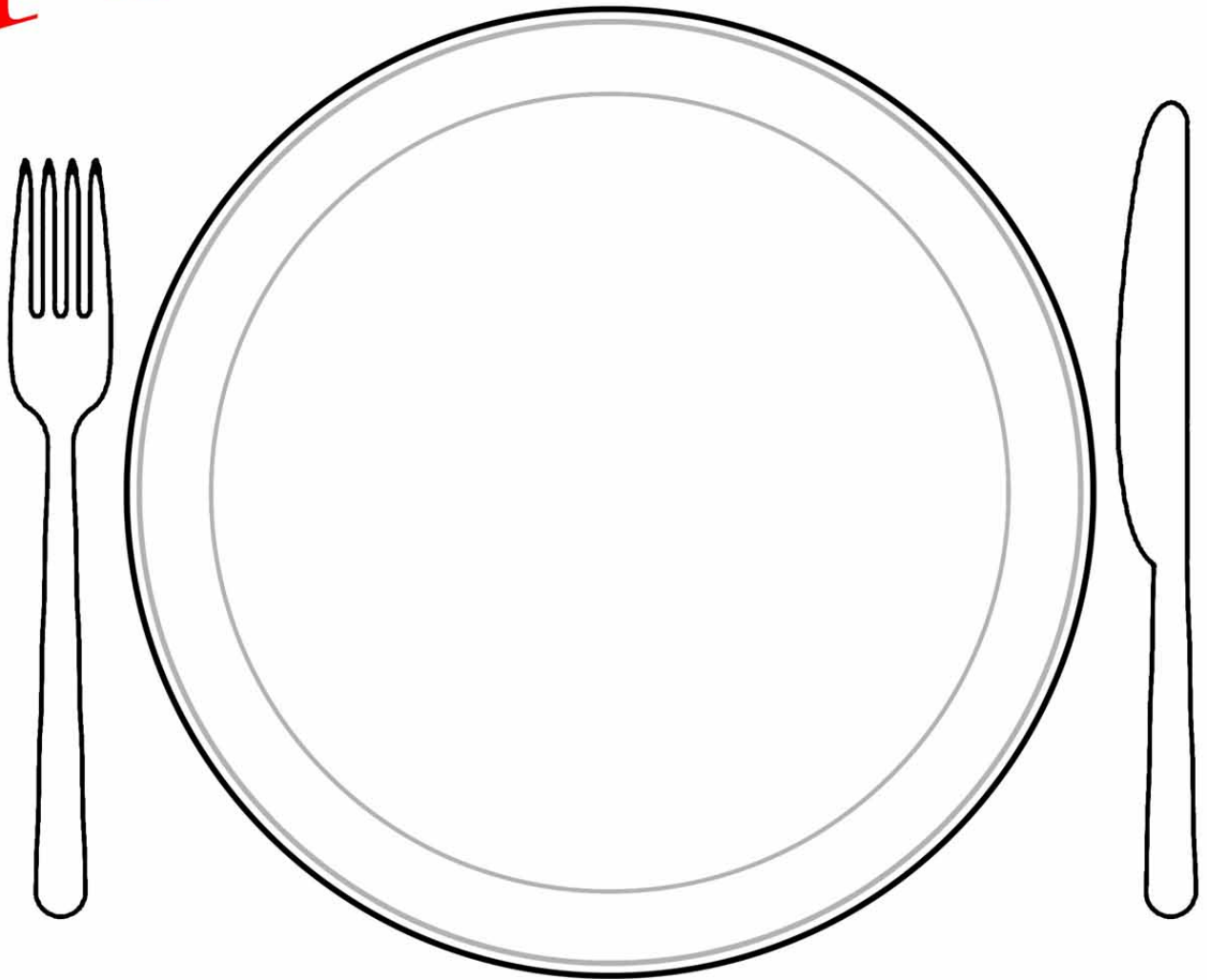
Hungry



Tired

Food

Draw your favorite food on the plate!



I like...

Bananas



Apples




Oranges



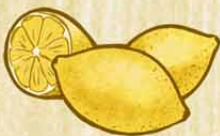
Grapes




Peaches



Lemons



Carrots



Potatoes



Tomatoes



Onions





GRADE

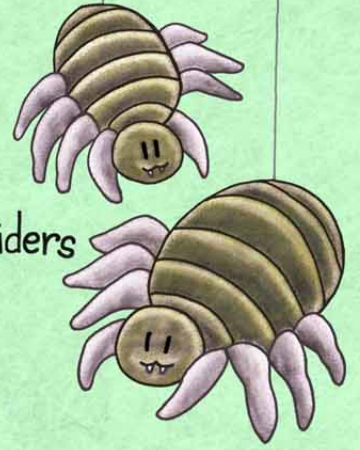
2

Animals


Grade 2



birds



spiders



elephants




horses



tigers




ducks



gorillas



bears



fish



foxes

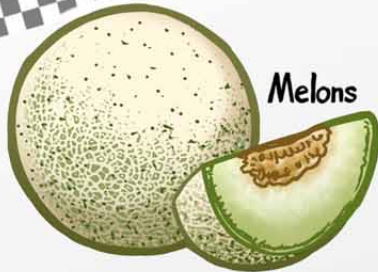


mice

Food grade 2



Strawberries




Melons

Cabbage



Pineapples



Lettuce



Spinach



Eggplants




Cucumbers



Peppers



Peas



Bread



Pumpkin



Steak



Hamburger



Chocolate



Rice

SPORTS

grade 2

**What sport
do you play?**

for example:

I play baseball!
I play soccer!
I swim!



SWIMMING



SOCCER



BASEBALL



VOLLEYBALL



RUNNING



TENNIS



BASKETBALL




BADMINTON




TABLE TENNIS

SHAPES


GRADE 2




SQUARE



CIRCLE




TRIANGLE




DIAMOND




STAR



RECTANGLE



HEART



OVAL

Body Parts

grade 2



Head



Shoulders



Knees




Toes



Eyes



Ears



Mouth




Nose

NUMBERS

grade 2

I'm a popular elephant.
I have a lot of friends.
Can you count them all?




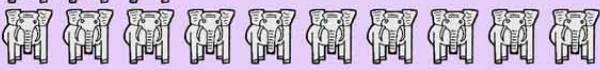
1 


11 

2 


12 

3 

13 

4 


14 

5 


15 

6 


16 

7 

17 

8 

18 

9 


19 

10 

20 

SHAPES

How many shapes do you see on this clown?
Count them and then color the picture!



SQUARE

How many? _____



CIRCLE

How many? _____



TRIANGLE

How many? _____



RECTANGLE

How many? _____



OVAL

How many? _____



DIAMOND

How many? _____



HEART

How many? _____




STAR

How many? _____


NUMBERS

Connect the dots!




What is it?

GRADE




Feelings

grade 3



Food grade 3




Corn



Celery



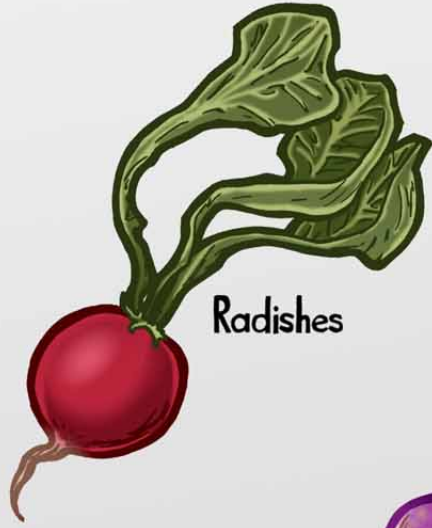
Mushrooms



Broccoli



Cherries




Radishes



Turnips



Cauliflower




Grapefruits



Pears



Spaghetti



Pizza




Milk



Ice Cream



Orange Juice




Sandwich



Cookies



Curry & Rice



Cheese



Salad

Animals

hippos



(Grade 3)


zebras




giraffes




frogs




sheep




whales





crocodiles



octopi



sharks



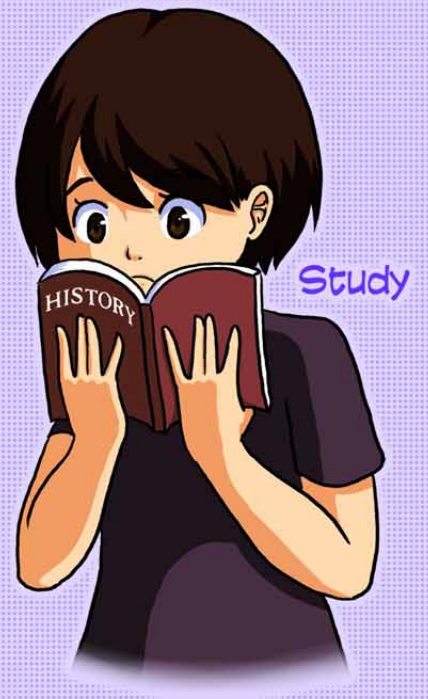
bugs



kangaroos


Actions

grade 3



MONTHS OF THE YEAR

GRADE 3



1 JANUARY



7 JULY



2 FEBRUARY




8 AUGUST



3 MARCH




9 SEPTEMBER



4 APRIL



10 OCTOBER



5 MAY



11 NOVEMBER



6 JUNE



12 DECEMBER

grade 3 *Body Parts*



Hair



Arm



Elbow



Hand



Neck



Leg



Foot



Back



Stomach

Family

Let's learn about Hiromi's family!

Grade 3




grandmother



grandfather



mother



father



sister



Hiromi



brother

Animals


What animals do you like?

Circle 😊 if you like it.


Circle 😞 if you don't!



Kangaroos




Sheep



Whales



Hippos




Octopi



Frogs




Zebras



Sharks



Bugs



Crocodiles



Giraffes



Body Parts

Draw a monster!

My monster has...

— HEADS

— ARMS

— MOUTHS

— FINGERS

— EYES

— LEGS

— NOSES

— KNEES

— SHOULDERS

— TOES

— EARS

— STOMACHS




GRADE
4

SEASONS

GRADE 4



SPRING



SUMMER



AUTUMN

(FALL)



WINTER

MONTHS OF THE YEAR REVIEW



1 JANUARY



5 MAY



9 SEPTEMBER



2 FEBRUARY



6 JUNE



10 OCTOBER




3 MARCH



7 JULY



11 NOVEMBER



4 APRIL



8 AUGUST



12 DECEMBER

Actions

grade 4



Play the guitar



Play the violin



Play the piano



Speak



Read

Sports review



Play volleyball



Play badminton



Swim (swimming)



Run (running)



Play basketball



Play tennis



Play baseball



Play soccer

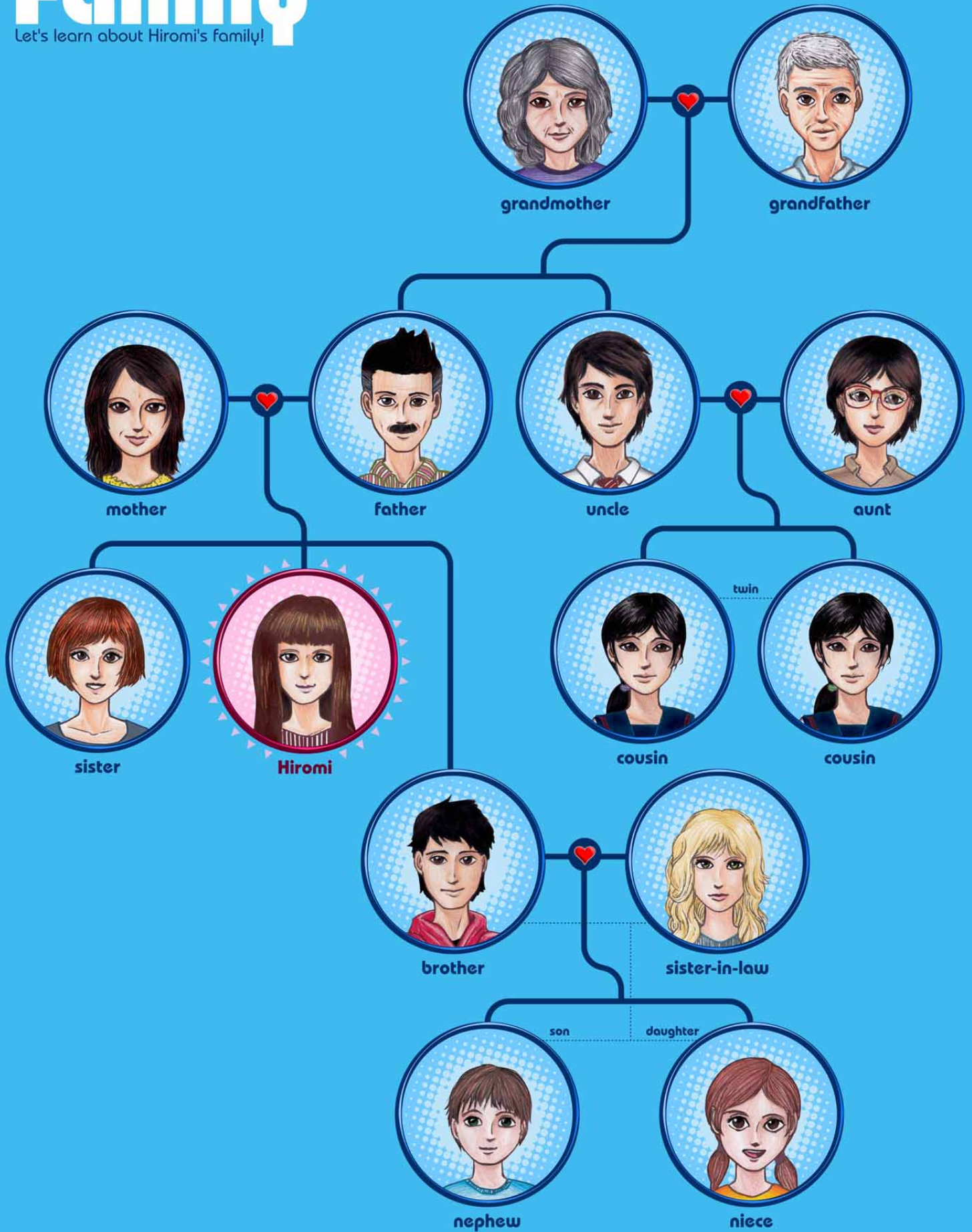


Play table tennis

Family

Let's learn about Hiromi's family!

Grade 4



BUILDINGS

4th grade

- 1 Zoo
- 2 School
- 3 Restaurant
- 4 Hospital
- 5 Fire Department
- 6 Police Station
- 7 Department Store
- 8 Museum
- 9 Park
- 10 Post Office
- 11 Library



OPPOSITES

GRADE 4

Big



small



SHORT



TALL



Old



New



OPEN


CLOSED



HARD



Soft



Dirty



clean

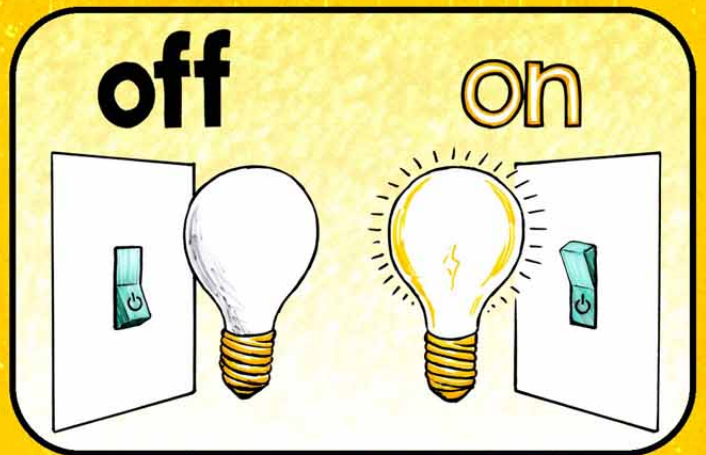





SLOW



FAST






ACTIVITY! Do you know your opposites? Let's find out! Circle the letter of the correct answer, "A" or "B".

1. WHO IS STRONG?



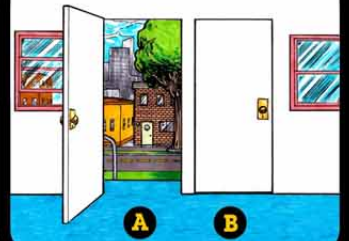
2. WHICH IS BIG?




3. WHICH IS SOFT?



4. WHICH DOOR IS OPEN?





Stationery

- | | |
|-------------------|----------------------|
| 1 scissors | 6 marker |
| 2 ruler | 7 pencil |
| 3 paper | 8 eraser |
| 4 notebook | 9 pencil case |
| 5 glue | 10 pen |

SPORTS

What sports do you like?

Circle 😊 if you like it.

Circle 😞 if you don't!



Baseball 😊 😞



Soccer 😊 😞



Tennis 😊 😞



Basketball 😊 😞



Running 😊 😞



Swimming 😊 😞



Badminton 😊 😞



Table Tennis 😊 😞



Volleyball 😊 😞

Family

Draw your family!

Word box

MOTHER

FATHER

SISTER

BROTHER

GRANDMOTHER

GRANDFATHER

AUNT

UNCLE

COUSIN


NIECE

NEPHEW

TWIN

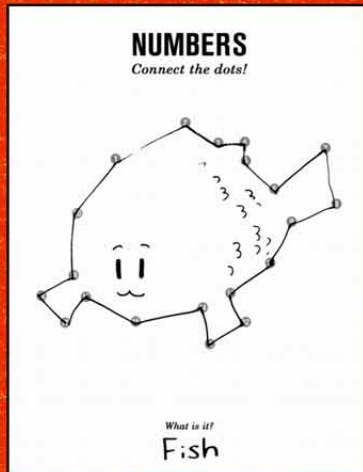
ANSWERS

PAGE 20




SQUARE: 27 OVAL: 9
 CIRCLE: 38 DIAMOND: 20
 TRIANGLE: 9 HEART: 2
 RECTANGLE: 7 STAR: 2

PAGE 21



PAGE 39




ANSWERS 1:A, 2:A, 3:B, 4:A

EXAMPLES

PAGE 11



PAGE 12



PAGE 32



PAGE 42



CREDITS

EVAN HAYDEN: Editor, Design, Layout, Illustrations (pps 4-6, 10, 15, 17, 20, 24-25, 28, 30, 34, 36-40, 44-45), Photos (pps 1, 12, 22, 33), extra coloring (pps 2, 7, 14, 26)

JESSICA BLOKLAND: Illustrations (pps 3, 8-9, 16, 18, 23, 27, 29, 35, 41)

BECKI DOBSON: Illustrations (pps 2, 7, 14, 21, 26, 31)

EMIL OSMAN MACKENZIE: Illustration (pg 19), Activity Planning

TESS THOMAS: Activity Planning

LAURA JONES: Activity Planning

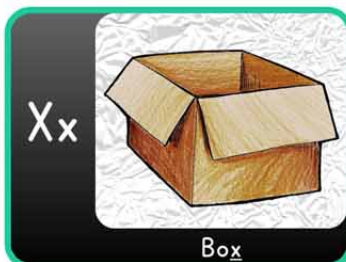
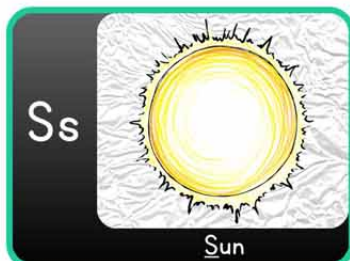
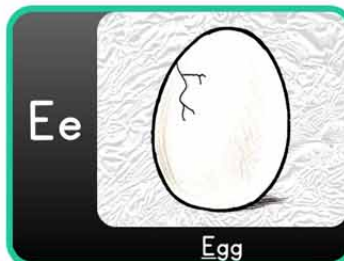
PERSHANNA WARD: Activity Planning

KAZUKI HISAMATSU: Supervisor

THE NAGASAKI CITY BOARD OF EDUCATION: Publisher

Phonics Alphabet

Phonics is a system you can use to learn how to pronounce English words. Each letter of the alphabet has a sound that goes with it. When you learn all of these sounds, you can read any English word!



Phonics Double Consonants

There are special sounds that come from combining certain consonants together. For example, a "c" and an "h", which make different sounds in the first place, make a third sound when joined together as "ch".



Phonics The "Magic E"

Words that end with the letter "e" tend to change the sound of the prior vowel. Keep an eye out for this when pronouncing English, as it can be tricky!



参考: 45ページはハローイングリッシュの時間には取扱いません。中学校で学習する内容です。

NOTE: The phonics shown on page 45 isn't taught in the elementary-level Hello English Activity. It's taught in the first year of junior high school. That said, please feel free to study it if you want to learn more!

This

Hello English

PICTURE DICTIONARY

belongs to:

your name / あなたのなまえ



Made with love, by
Nagasaki city ALTs.