

NOTE:

This layout has been optimized for viewing as a PDF. If you want to duplex (double-sided) print the book, please delete this first page before printing. Also, the book should be printed on A4 size (or US 8.5x11) paper.

注記:

こちらのレイアウトは閲覧のためPDFに変換してあります。
両面印刷したい場合には印刷前にこのページを削除してください。
なお、この本はA4 (US 8.5x11) サイズの印刷用となっております。

Hello English

PICTURE
DICTIONARY

Elementary School grades 1-4
小学校 1年生, 2年生, 3年生, 4年生
NAGASAKI CITY BOARD OF EDUCATION

BLACK & WHITE EDITION




TABLE OF CONTENTS

GRADE 1 1年生

- 2** LESSON 1: Greetings
- 3** LESSON 2: Feelings
- 4** LESSON 3: Numbers
- 5** LESSON 4: Weather
- 6** LESSON 5: Colors
- 7** LESSON 6: Animals
- 8** LESSON 7: Sports
- 10** LESSON 8: Food
- 11** ACTIVITY: Feelings
- 12** ACTIVITY: Food

GRADE 2 2年生

- 14** LESSON 1: Animals
- 15** LESSON 2: Food
- 16** LESSON 3: Sports
- 17** LESSON 4: Shapes
- 18** LESSON 5: Body Parts
- 19** LESSON 6: Numbers
- 20** ACTIVITY: Shapes
- 21** ACTIVITY: Numbers

GRADE 3 3年生


- 23** LESSON 1: Feelings
- 24** LESSON 2: Food
- 26** LESSON 3: Animals
- 27** LESSON 4: Actions
- 28** LESSON 5: Months
- 29** LESSON 6: Body Parts
- 30** LESSON 7: Family
- 31** ACTIVITY: Animals
- 32** ACTIVITY: Body Parts

GRADE 4 4年生

- 34** LESSON 1: Seasons & Months
- 35** LESSON 2: Actions
- 36** LESSON 3: Family
- 37** LESSON 4: Buildings
- 38** LESSON 5: Opposites
- 40** LESSON 6: Stationery
- 41** ACTIVITY: Sports
- 42** ACTIVITY: Family

APPENDIX 付録

- 43** Activity solutions, Credits
- 44** Phonics / Alphabet







GRADE



1

Greetings

There are many ways to greet people and make new friends! Here are some words to remember...



Feelings

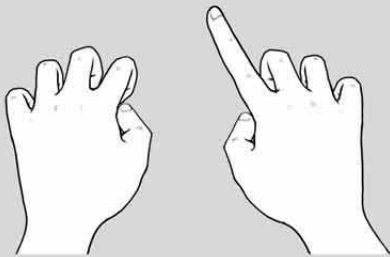
grade 1



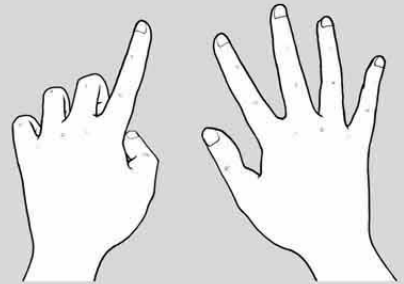
NUMBERS

grade 1

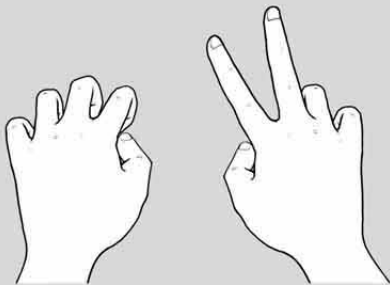
1
one



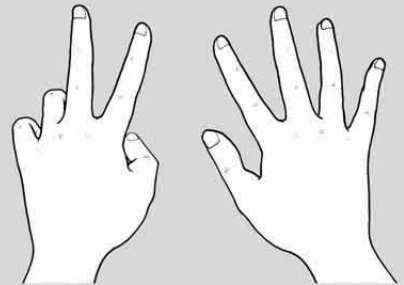
6
six



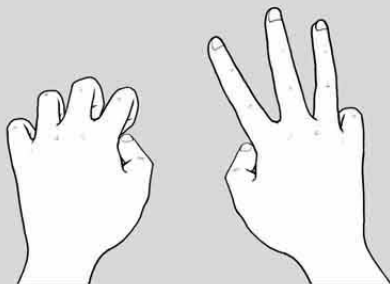
2
two



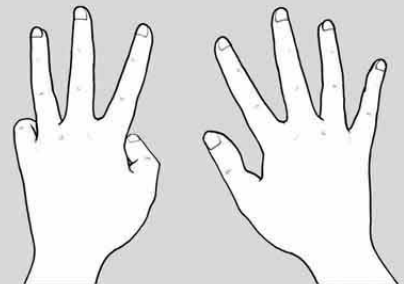
7
seven



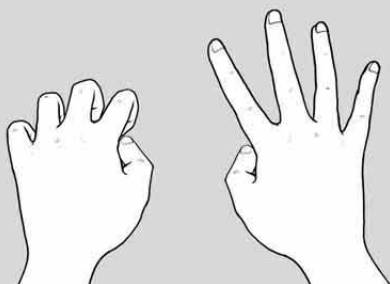
3
three



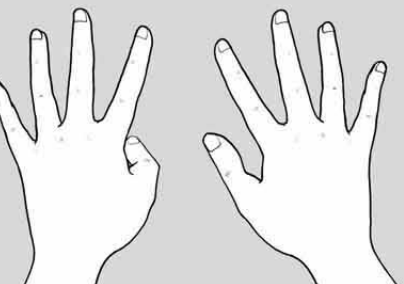
8
eight



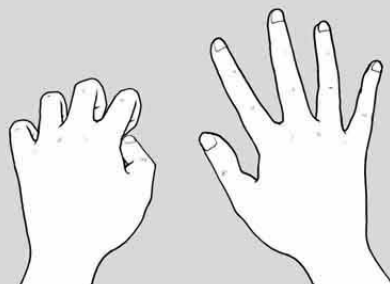
4
four



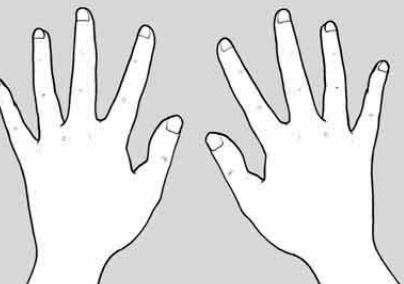
9
nine



5
five




10
ten



WEATHER


GRADE 1



sunny



windy




cloudy



rainy




snowy



stormy

COLORS



Animals


Grade 1

monkeys




lions

rabbits




cows




pandas



pigs




cats



dogs




snakes





grade 1



TENNIS




BASKETBALL

SPORTS



SOCCER



BASEBALL



BADMINTON




VOLLEYBALL



SWIMMING


TABLE TENNIS




RUNNING

Food


grade 1



Bananas




Apples




Grapes



Peaches



Carrots




Oranges




Lemons



Onions




Potatoes



Tomatoes

Feelings

How are you? Draw your mood!



How I feel...



Happy



Sad



Fine



Angry



Sleepy




Hungry



Tired


Food

Draw your favorite food on the plate!



I like...

Bananas




Apples



Oranges



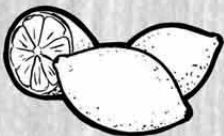
Grapes




Peaches




Lemons



Carrots



Potatoes



Tomatoes



Onions






Animals


Grade 2



birds



spiders



elephants




horses



tigers



ducks




gorillas




bears



foxes




fish



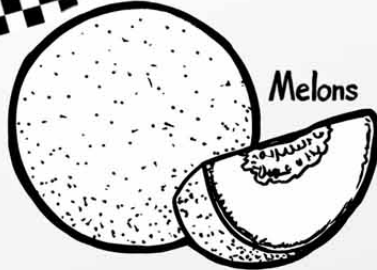
mice

Food

grade 2




Strawberries




Melons

Cabbage



Pineapples



Lettuce



Spinach




Eggplants



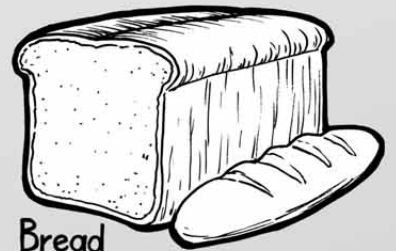
Cucumbers



Peppers




Peas



Bread



Pumpkin



Steak



Hamburger



Chocolate



Rice

SPORTS

grade 2

**What sport
do you play?**

for example:
I play baseball!
I play soccer!
I swim!



SWIMMING



SOCCER



BASEBALL



VOLLEYBALL



RUNNING



TENNIS



BASKETBALL



BADMINTON






TABLE TENNIS

SHAPES


GRADE 2




SQUARE



CIRCLE




TRIANGLE




DIAMOND




STAR



RECTANGLE



HEART



OVAL

Body Parts

grade 2



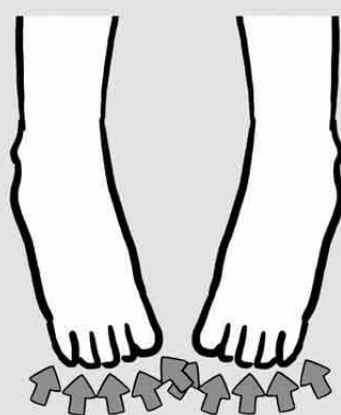
Head



Shoulders



Knees



Toes



Eyes



Ears



Mouth




Nose

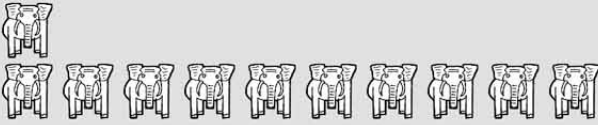
NUMBERS

grade 2

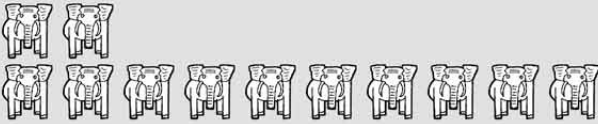
I'm a popular elephant.
I have a lot of friends.
Can you count them all?




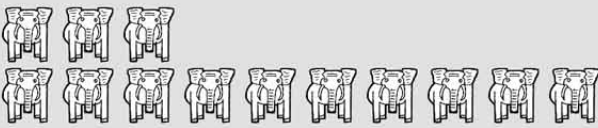
1 


11 


2 


12 


3 

13 


4 


14 

5 

15 


6 


16 


7 

17 

8 

18 

9 


19 

10 

20 

SHAPES

How many shapes do you see on this clown?
Count them and then color the picture!



SQUARE

How many? _____



CIRCLE

How many? _____



TRIANGLE

How many? _____



RECTANGLE

How many? _____



OVAL

How many? _____



DIAMOND

How many? _____



HEART

How many? _____




STAR


How many? _____

NUMBERS


Connect the dots!



What is it?



GRADE



Feelings

grade 3



Excited



Thirsty



OK



Sick



Hot




Cold



Bored

Food grade 3



Corn



Celery




Radishes



Mushrooms




Cherries




Broccoli

Cauliflower




Turnips




Grapefruits



Pears



Spaghetti



Pizza



Milk




Ice Cream




Orange Juice

Sandwich




Cookies



Curry & Rice

Cheese



Salad



Animals

(Grade 3)

hippos





zebras



giraffes




frogs




sheep


whales





crocodiles



octopi



sharks



bugs



kangaroos

Actions

grade 3



Sleep



Eat



Drink



Study




Play



Go

MONTHS OF THE YEAR


GRADE 3



1 **JANUARY**




7 **JULY**



2 **FEBRUARY**




8 **AUGUST**



3 **MARCH**



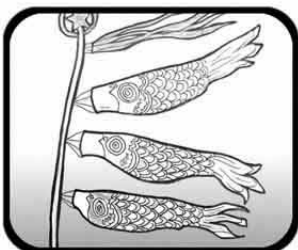
9 **SEPTEMBER**



4 **APRIL**



10 **OCTOBER**



5 **MAY**



11 **NOVEMBER**



6 **JUNE**



12 **DECEMBER**

grade 3 *Body
Parts*




Hair



Arm



Elbow



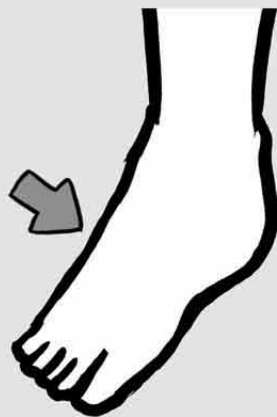
Hand



Neck



Leg



Foot



Back

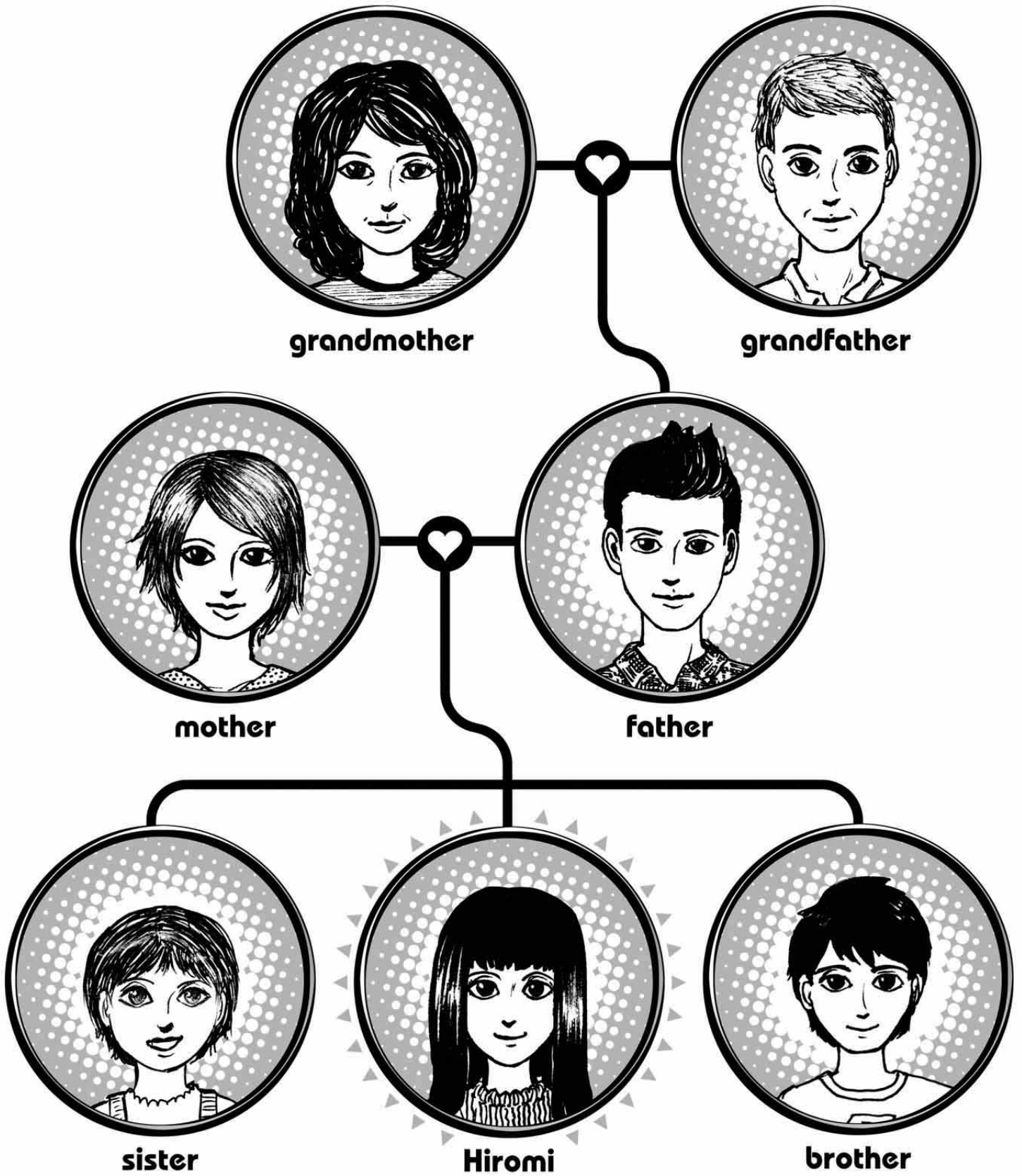


Stomach

Family

Let's learn about Hiromi's family!

Grade 3




Animals


What animals do you like?

Circle 😊 if you like it.


Circle ☹️ if you don't!



Kangaroos 😊 ☹️




Sheep 😊 ☹️




Whales 😊 ☹️



Hippos 😊 ☹️




Octopi 😊 ☹️




Frogs 😊 ☹️




Zebras 😊 ☹️




Sharks 😊 ☹️



Bugs 😊 ☹️



Crocodiles 😊 ☹️



Giraffes 😊 ☹️

Body Parts

Draw a monster!

My monster has...

HEADS

ARMS

MOUTHS

FINGERS

EYES

LEGS

NOSES

KNEES

SHOULDERS

TOES

EARS

STOMACHS




SEASONS

GRADE 4



SPRING




SUMMER



AUTUMN

(FALL)



WINTER

MONTHS OF THE YEAR

REVIEW



1 **JANUARY**



5 **MAY**



9 **SEPTEMBER**



2 **FEBRUARY**



6 **JUNE**



10 **OCTOBER**




3 **MARCH**



7 **JULY**



11 **NOVEMBER**



4 **APRIL**





8 **AUGUST**



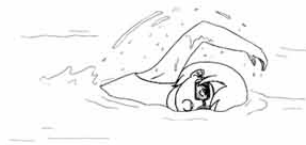
12 **DECEMBER**

ACTIONS

grade 4



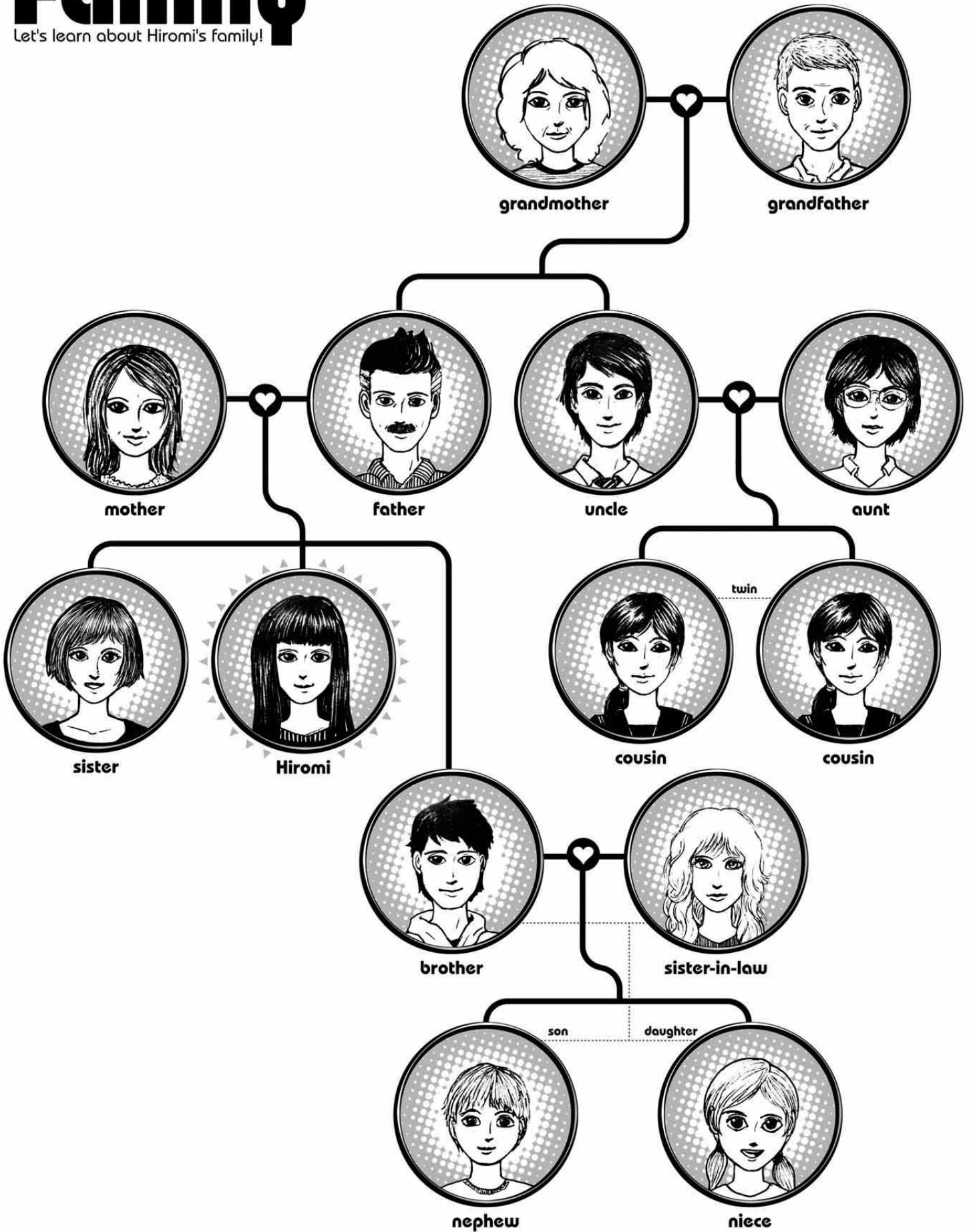
Sports review



Family

Let's learn about Hiromi's family!

Grade 4



BUILDINGS

4th grade


- 1 Zoo
- 2 School
- 3 Restaurant
- 4 Hospital
- 5 Fire Department
- 6 Police Station
- 7 Department Store
- 8 Museum
- 9 Park
- 10 Post Office
- 11 Library



OPPOSITES

GRADE 4

Big



small




SHORT



TALL



Old



New




OPEN


CLOSED



HARD



Soft



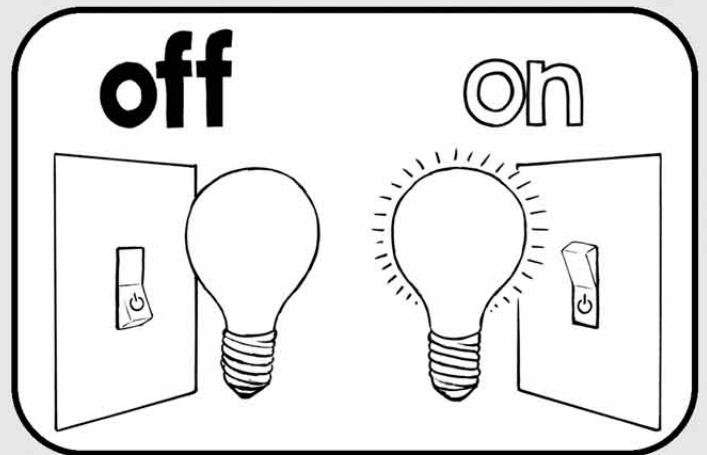
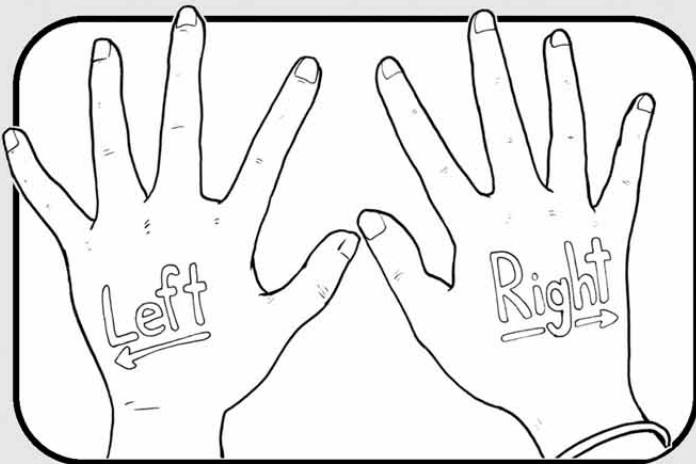



clean

SLOW



FAST






ACTIVITY! Do you know your opposites? Let's find out! Circle the letter of the correct answer, "A" or "B".


1. WHO IS STRONG?



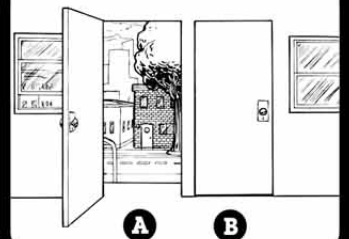
2. WHICH IS BIG?




3. WHICH IS SOFT?



4. WHICH DOOR IS OPEN?





Stationery

- | | | | |
|---|----------|----|-------------|
| 1 | scissors | 6 | marker |
| 2 | ruler | 7 | pencil |
| 3 | paper | 8 | eraser |
| 4 | notebook | 9 | pencil case |
| 5 | glue | 10 | pen |

SPORTS

What sports do you like?

Circle 😊 if you like it.

Circle ☹️ if you don't!



Baseball 😊 ☹️



Soccer 😊 ☹️



Tennis 😊 ☹️



Basketball 😊 ☹️



Running 😊 ☹️



Swimming 😊 ☹️



Badminton 😊 ☹️




Table Tennis 😊 ☹️



Volleyball 😊 ☹️

Family

Draw your family!

Word box

MOTHER

FATHER

SISTER

BROTHER

GRANDMOTHER

GRANDFATHER

AUNT

UNCLE

COUSIN


NIECE

NEPHEW

TWIN

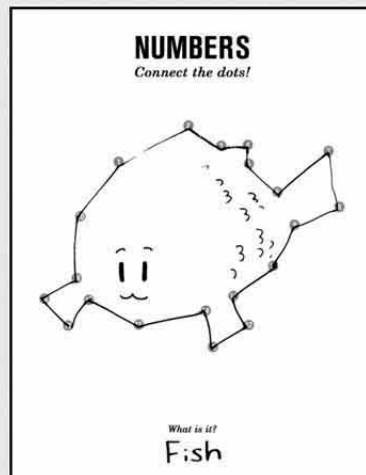
ANSWERS

PAGE 20

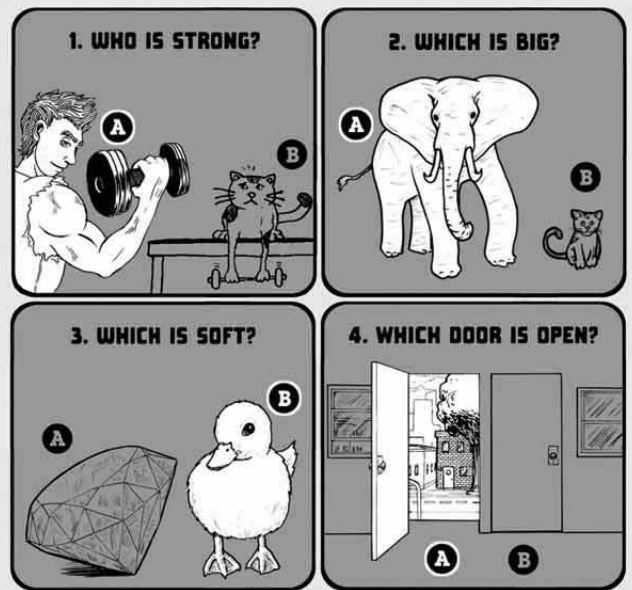


SQUARE: 27 OVAL: 9
 CIRCLE: 38 DIAMOND: 20
 TRIANGLE: 9 HEART: 2
 RECTANGLE: 7 STAR: 2

PAGE 21



PAGE 39




ANSWERS 1:A, 2:A, 3:B, 4:A

EXAMPLES

PAGE 11




PAGE 12



PAGE 32



PAGE 42



CREDITS

EVAN HAYDEN: Editor, Design, Layout, Illustrations (pps 4-6, 10, 15, 17, 20, 24-25, 28, 30, 34, 36-40, 44-45), Photos (pps 1, 12, 22, 33)

JESSICA BLOKLAND: Illustrations (pps 3, 8-9, 16, 18, 23, 27, 29, 35, 41)

BECKI DOBSON: Illustrations (pps 2, 7, 14, 21, 26, 31)

EMIL OSMAN MACKENZIE: Illustration (pg 19), Activity Planning

TESS THOMAS: Activity Planning

LAURA JONES: Activity Planning

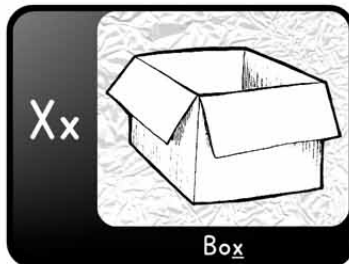



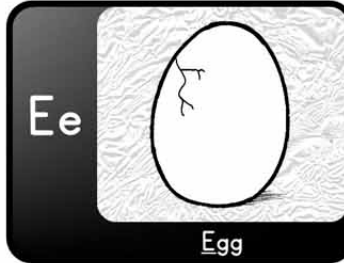
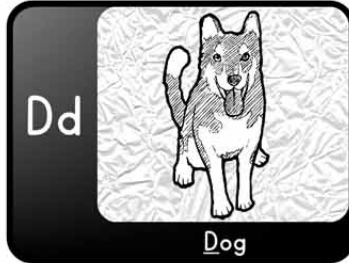

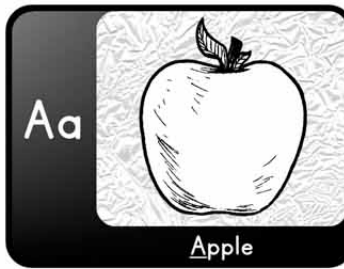
PERSHANNA WARD: Activity Planning

KAZUKI HISAMATSU: Supervisor

THE NAGASAKI CITY BOARD OF EDUCATION: Publisher

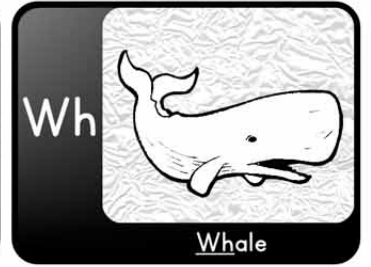
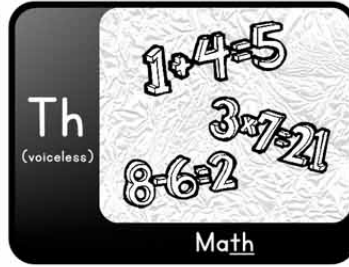
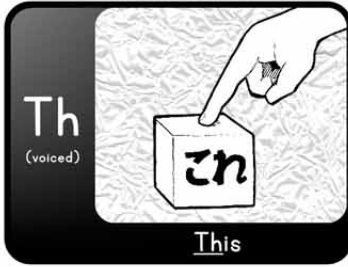

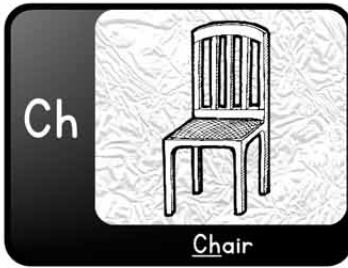
Phonics Alphabet

Phonics is a system you can use to learn how to pronounce English words. Each letter of the alphabet has a sound that goes with it. When you learn all of these sounds, you can read any English word!



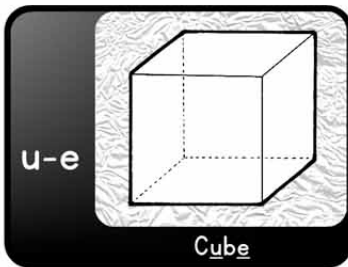

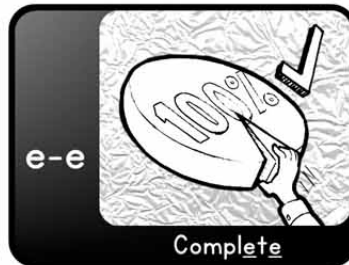
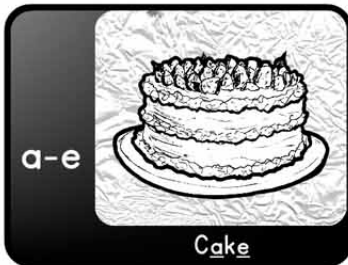
Phonics Double Consonants

There are special sounds that come from combining certain consonants together. For example, a "c" and an "h", which make different sounds in the first place, make a third sound when joined together as "ch".



Phonics The "Magic E"

Words that end with the letter "e" tend to change the sound of the prior vowel. Keep an eye out for this when pronouncing English, as it can be tricky!



参考: 45ページはハローイングリッシュの時間には取扱いません。中学校で学習する内容です。

NOTE: The phonics shown on page 45 isn't taught in the elementary-level Hello English Activity. It's taught in the first year of junior high school. That said, please feel free to study it if you want to learn more!

This

Hello English

PICTURE DICTIONARY

belongs to:

your name / あなたのなまえ



Made with love, by
Nagasaki city ALTs.